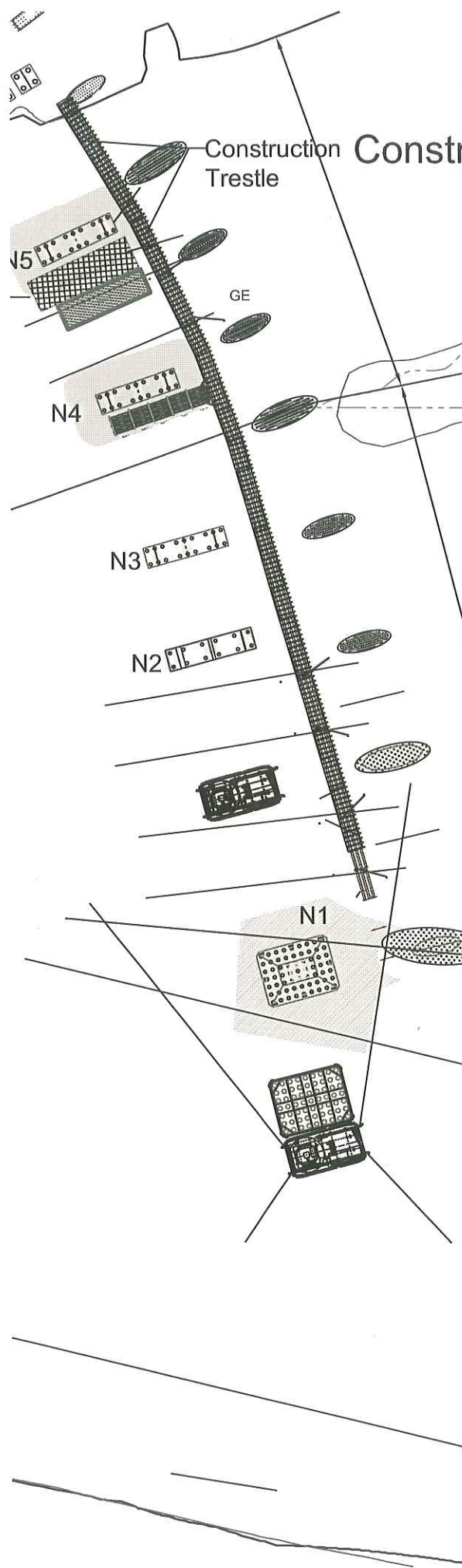


N1 Installation
Planned for Nov 12, 2009
Sequence Drawing 1of4
00:00 to 08:00 hrs

Construction Zone 1



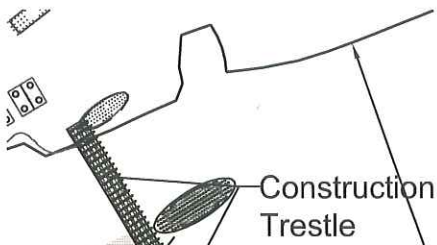
From hr 00 to hr 08
Anchor Lines Are Run into Main
Channel and the Crane Barge is
Moved from Pier N1 to Aprox Mid
Channel. Anchor Lines have Lighted
Crown Buoy to Mark Location.
Tugs bring N1 Shell Along Side
Crane Barge

Construction Zone 2

Construction Zone 3

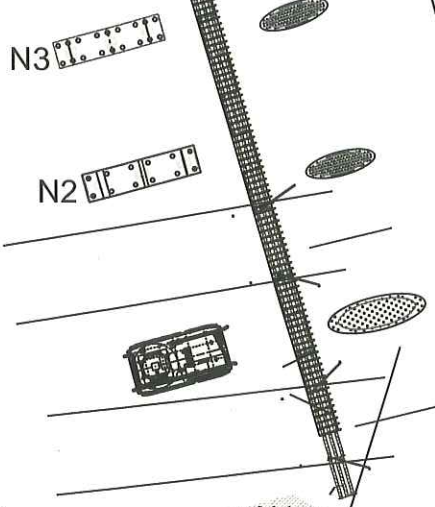
N1 Installation
Planned for Nov 12, 2009
Sequence Drawing 2of4
08:00 to 10:00 hrs

Construction Zone 1

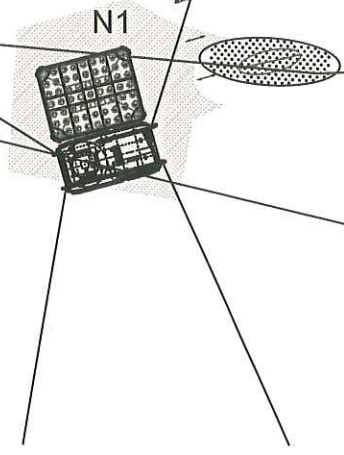


From hr 08 to hr 10
Crane Barge Moves Shell Into
Position Over Piles Using Anchor
Lines.
Anchor Lines will Partially Obstruct
Main Channel. The Anchor
Locations will Marked by Lighted
Crown Buoys.

Construction Zone 2



Construction Zone 3

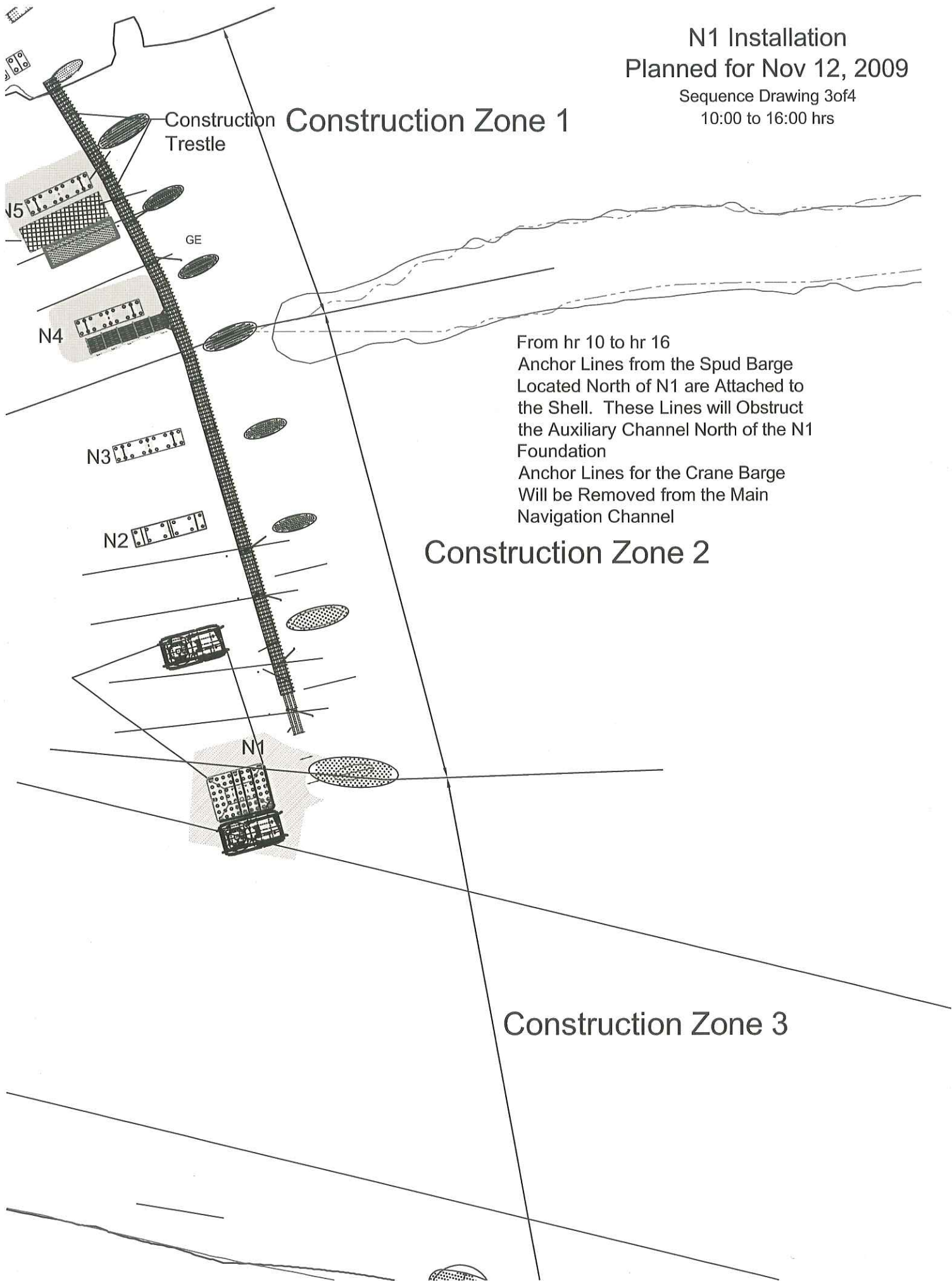


N1 Installation
Planned for Nov 12, 2009

Sequence Drawing 3of4

10:00 to 16:00 hrs

Construction Zone 1



From hr 10 to hr 16
Anchor Lines from the Spud Barge
Located North of N1 are Attached to
the Shell. These Lines will Obstruct
the Auxiliary Channel North of the N1
Foundation
Anchor Lines for the Crane Barge
Will be Removed from the Main
Navigation Channel

Construction Zone 2

Construction Zone 3

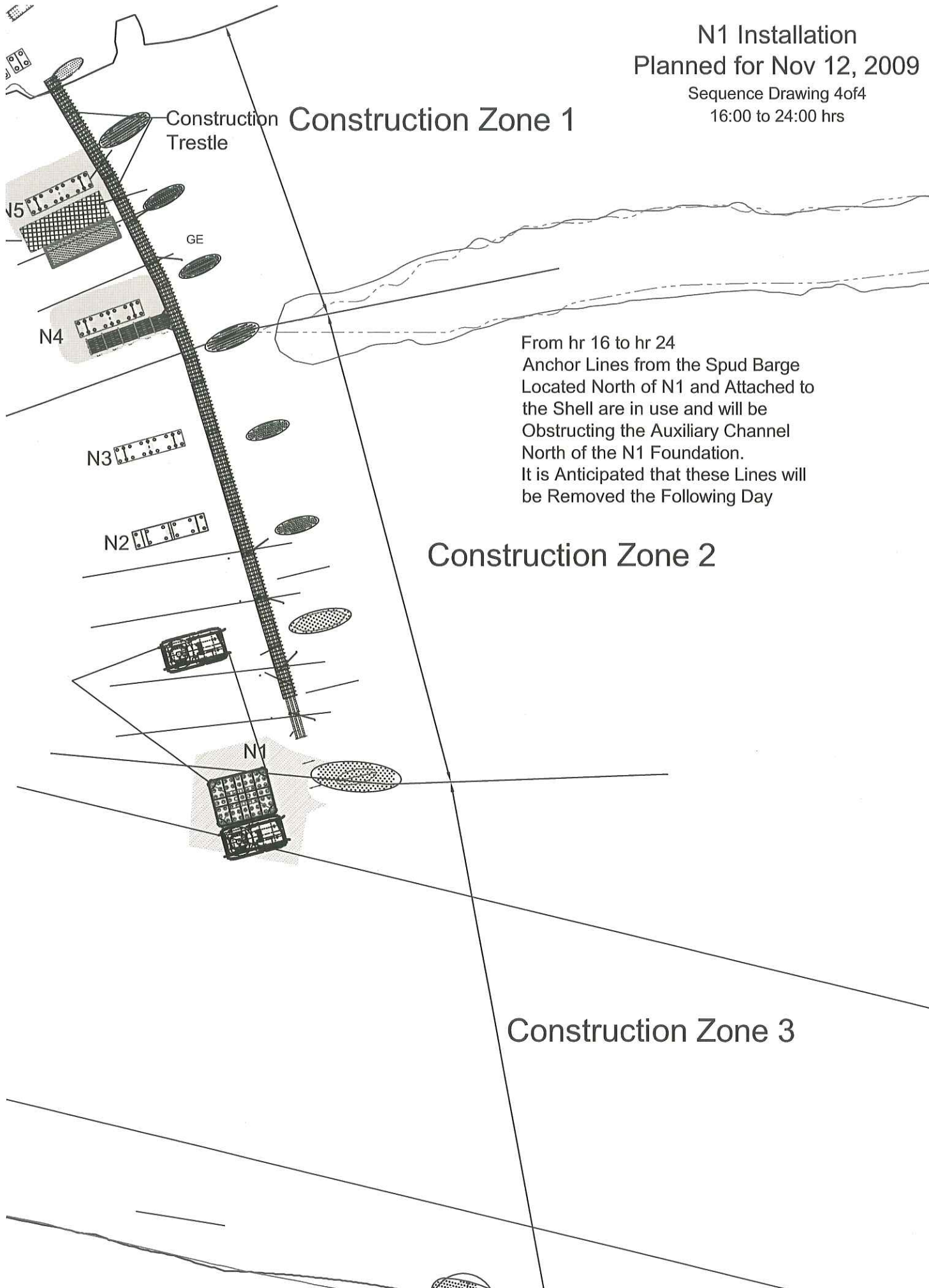
N1 Installation
Planned for Nov 12, 2009

Sequence Drawing 4 of 4
16:00 to 24:00 hrs

Construction Zone 1

Construction Zone 2

Construction Zone 3



From hr 16 to hr 24
Anchor Lines from the Spud Barge
Located North of N1 and Attached to
the Shell are in use and will be
Obstructing the Auxiliary Channel
North of the N1 Foundation.
It is Anticipated that these Lines will
be Removed the Following Day